




Hydrophone TC4032

Low Noise Sea-State Zero Hydrophone



TC4032

- Low noise performance
- High sensitivity
- Wide frequency range
- Flat frequency response
- Long term stability
- Individually calibrated

The TC4032 general purpose hydrophone offers a high sensitivity, low noise and a flat frequency response over a wide frequency range.

The high sensitivity and acoustic characteristics makes TC4032 capable of producing absolute sound measurements and detecting even very weak signals at levels below "Sea State 0".

The TC4032 incorporates an electrostatically shielded highly sensitive piezoelectric element connected to an integral low-noise 10dB preamplifier. The TC4032 preamplifier is capable of driving long cables of more than 1.000 meters, and the preamplifier features an insert calibration facility.

Per default the amplifier is provided with differential output. The differential output is an advantage where long cables are used in an electrically noisy environment. For use in single ended mode: Use positive output pin together with GND.

Versions with different filter characteristics are available: 4032-1 5Hz to 120 kHz, 4032-2 1Hz to 120 kHz and 4032-5 100Hz to 120 kHz.

TECHNICAL SPECIFICATIONS

Usable Frequency range:	5Hz to 120kHz
Linear Frequency range:	15Hz to 40kHz ± 2 dB 10Hz to 80kHz ± 2.5 dB
Receiving Sensitivity:	-170dB re 1V/ μ Pa (-164dB with differential output)
Horizontal directivity:	Omnidirectional ± 2 dB at 100kHz
Vertical directivity:	270° ± 2 dB at 15kHz
Operating depth:	600m
Survival depth:	700m
Operating temperature range:	-2°C to +55°C
Storage temperature range:	-30°C to +70°C
Weight in Air:	720g without cable
Preamplifier gain:	10dB
Max. output voltage:	3.5Vrms at 12VDC
Supply voltage:	12 to 24VDC
High pass filter:	7Hz -3dB
Quiescent supply current:	≤ 19 mA at 12VDC ≤ 22 mA at 24VDC
Encapsulating material:	Special formulated NBR
Housing material:	Alu Bronze AlCu10Ni5Fe4





Hydrophone TC4032

Low Noise Sea-State Zero Hydrophone

NBR means Nitrile Rubber

The NBR rubber is first of all resistant to sea and fresh water but also resistant to oil. It is limited resistant to petrol, limited resistant to most acids and will be destroyed by base, strong acids, halogenated hydrocarbons (carbon tetrachloride, trichloroethylene), nitro hydrocarbons (nitrobenzene, aniline), phosphate ester hydraulic fluids, Ketones (MEK, acetone), Ozone and automotive brake fluid.

Documentation:

Individually calibration curves: 250 kHz

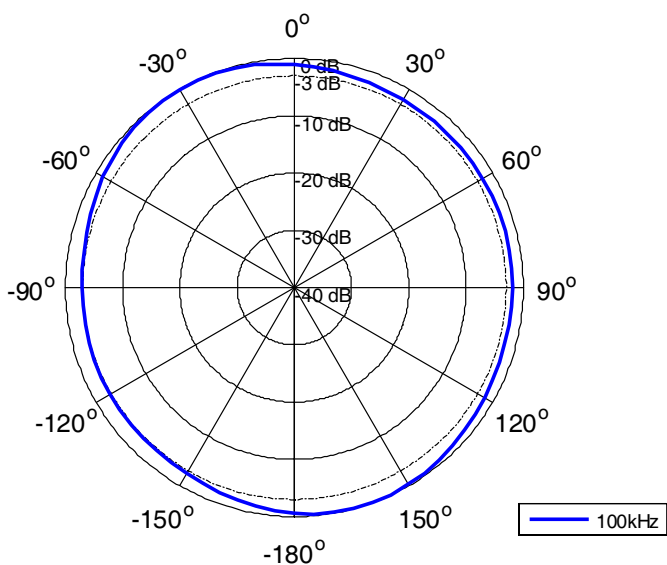
Sensitivity at ref.: frequencies: 250 kHz

Receiving sensitivity: At 5 kHz to 100 kHz

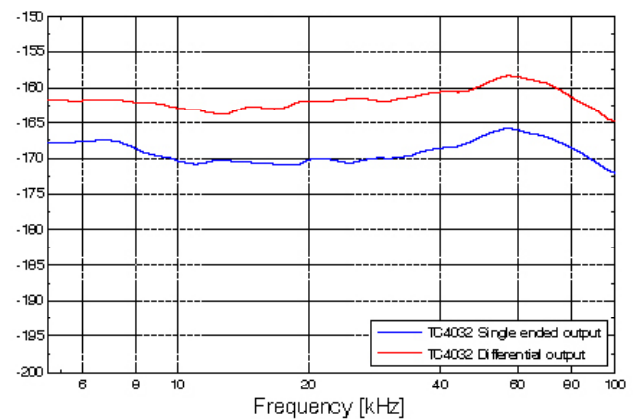
Vertical directivity: At 15 kHz

Horizontal directivity: At 100 kHz

Horizontal directivity pattern

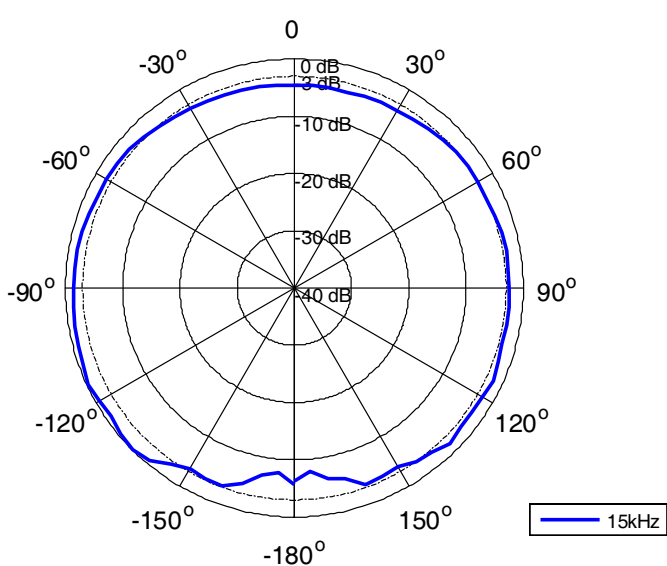


Receiving Sensitivity [dB re 1V/ μ Pa @ 1m]

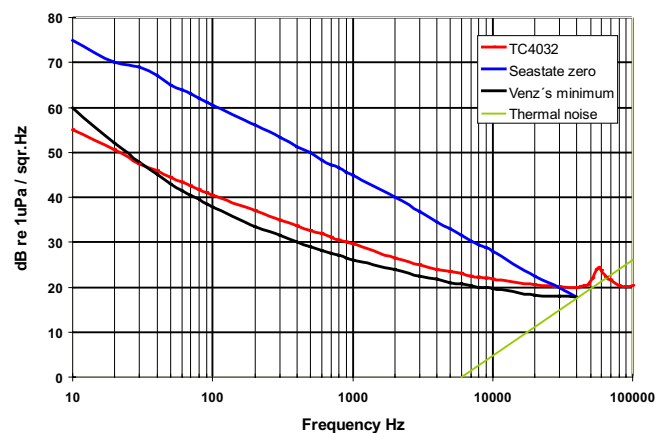


The OCR curve shown above is for single ended output

Vertical directivity pattern

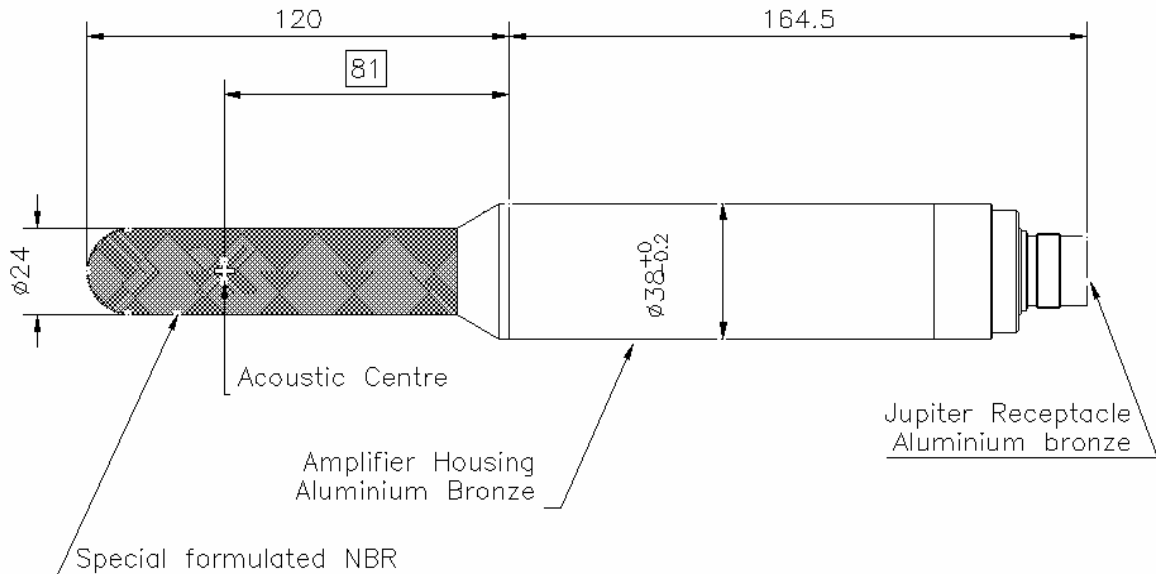


Typical equivalent noise pressure curve

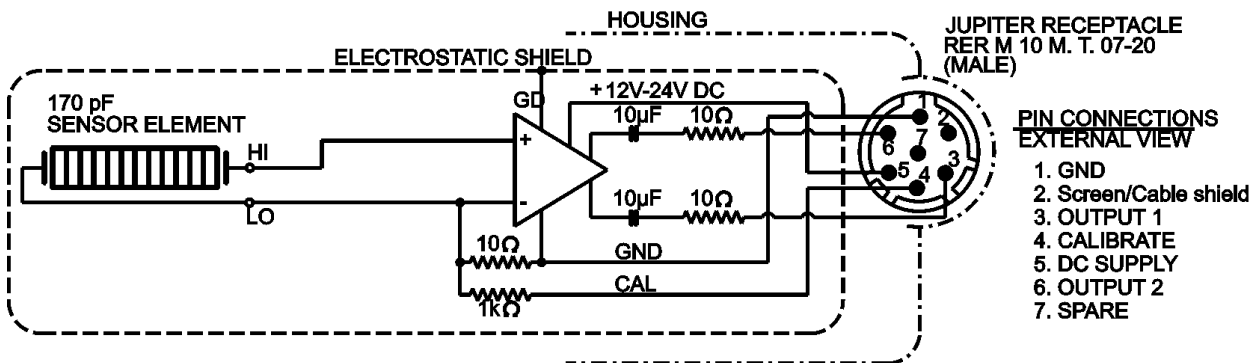


Valid for all versions of TC4032

Outline Dimensions



Electrical Diagram



Per default the amplifier is provided with differential output. The differential output is an advantage where long cables are used in an electrically noisy environment. For use in single ended mode: Use positive output pin (3) together with GND.

Insert voltage calibration

The TC4032 preamplifier contains an insert calibration circuit. This allows for electrical calibration of the hydrophone. The calibration method is not an absolute calibration but, it provides a reliable method for testing of the hydrophone, especially for hydrophones in fixed remote installations. The insert sine signal simulates the output signal from the sensor element.

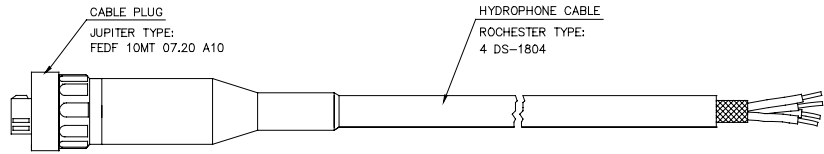
To perform an insert calibration, use an appropriate function generator. The applied calibration signal must not exceed 10 Vrms. A higher voltage may damage the calibration resistor. 2 Vrms will be appropriate for insert calibration. The attenuation of the calibration signal is 30dB for short cables.

Apply the signal to the calibrate input, connector contact 4. = green wire of cable. Connect generator ground to sine generator ground, and measure the signal on hydrophone output.

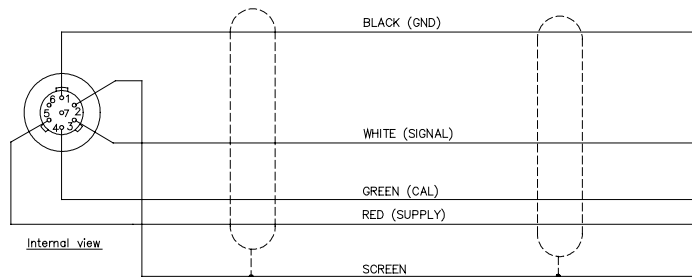
Accessories

TL8058

Std.: 10m extension
Weight in air 1700g
Only for single ended use
Opt.: Different length on request

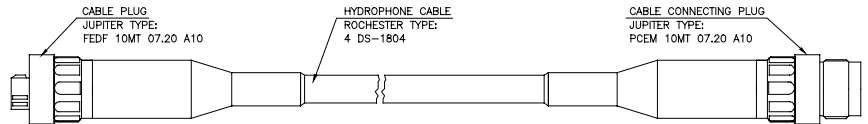


ELECTRICAL WIRING DIAGRAM

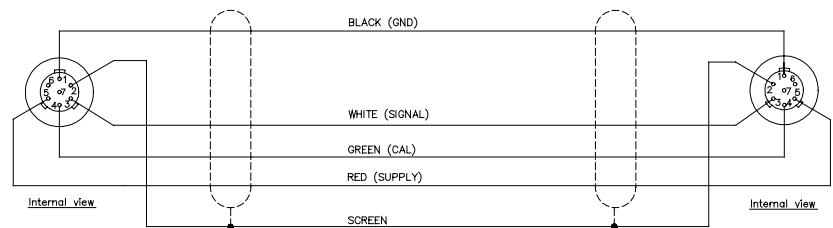


TL8059

Std.: 10m extension
Weight in air 1800g
Only for single ended use
Opt.: Different length on request



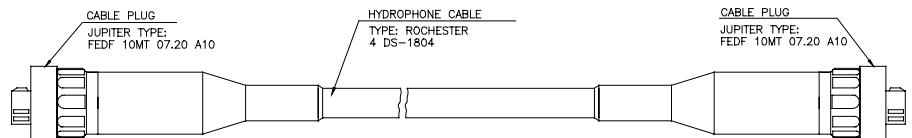
ELECTRICAL WIRING DIAGRAM



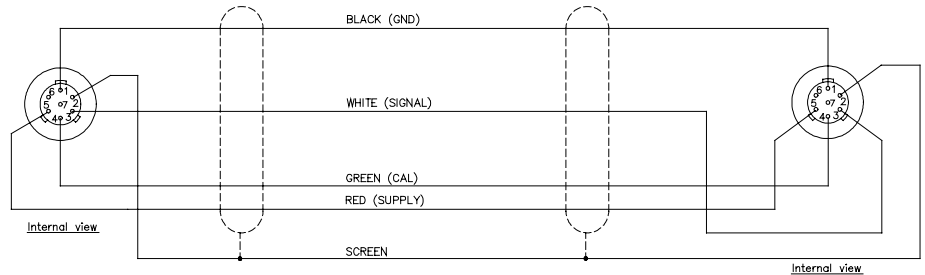
TL8086

Std.: 10m extension
Weight in air 1800g
Only for single ended use
Opt.: Different length on request

Use cable TL8086 to connect directly to EC6070 or EC6073



ELECTRICAL WIRING DIAGRAM





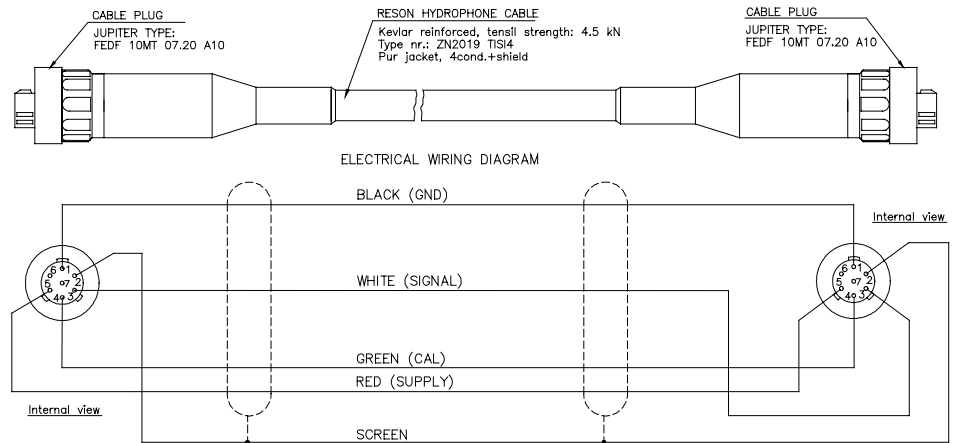
Hydrophone TC4032

Low Noise Sea-State Zero Hydrophone

Accessories

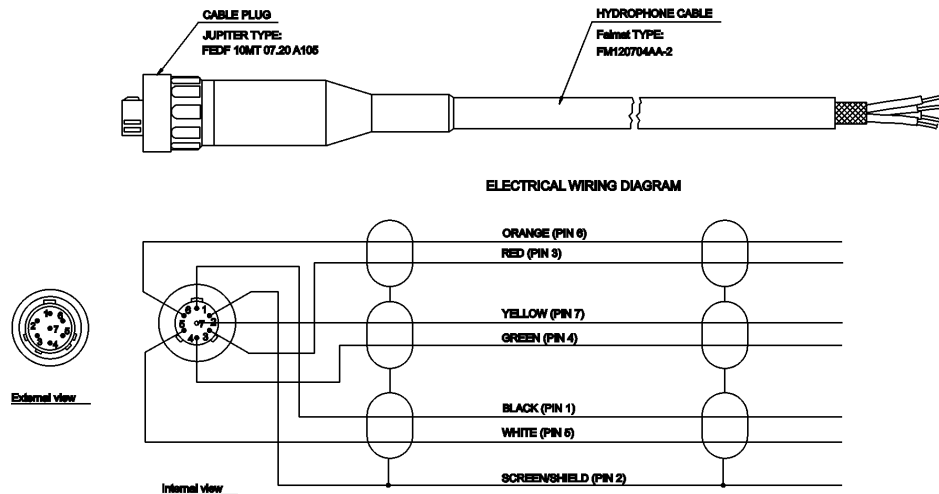
TL8091

Std.: 10m extension
Weight in air 1400g
Only for single ended use
Opt.: Different length on request



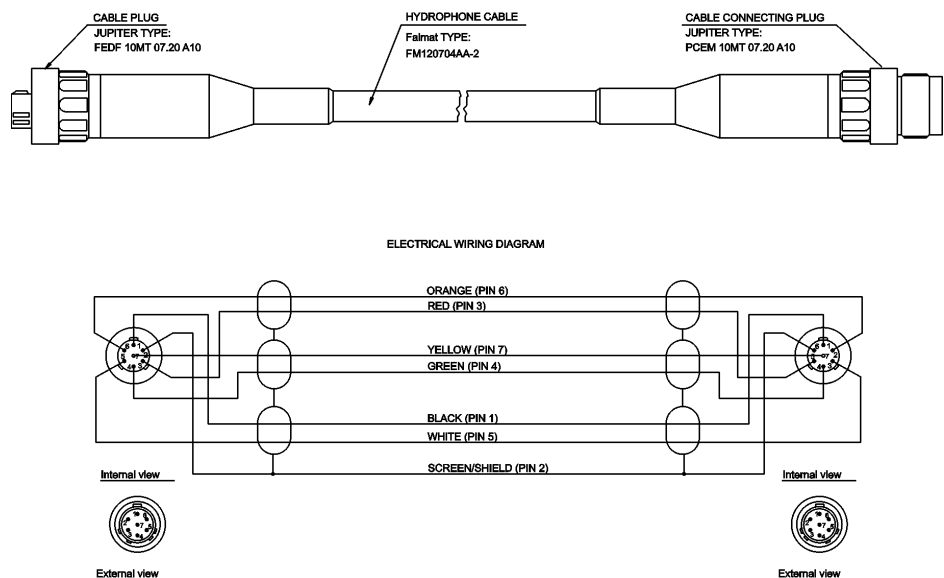
TL 8140

For differential and single ended use



TL 8142

For differential and single ended use



Accessories

