

Braking Devices VersiBrake L (LP) [6 – 30A] 3.01

Features:

- ❑ DC braking with one-way rectification
- ❑ suitable for all asynchronous motors and for mono phase motors
- ❑ controlled by microcontroller
- ❑ easy mounting, also for retrofitting into existing plants
- ❑ wear-resistant and maintenance-free
- ❑ integrated braking contactor
- ❑ printed circuit-board version with fault signaling contact for snap-on mounting onto 35mm DIN rail
- ❑ degree of protection: case version IP 20, printed circuit-board version IP 00
- ❑ meets trade assoc. requirements for PL = b, acc. to DIN EN ISO 13849-1



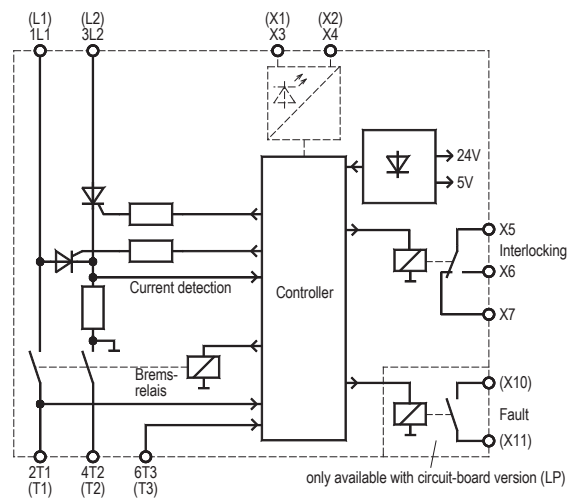
Braking Devices
VB L (LP) [6 – 30A]
CE

Function:

- ❑ start braking via detection of motor voltage and via motor contactor (double safety)
- ❑ overload protection
- ❑ braking current cutoff after motor standstill
- ❑ braking current control
- ❑ automatic remanence time optimization
- ❑ braking current infinitely adjustable 10-100%
- ❑ potential-free output for motor contactor interlocking during braking; also usable to energize the star contactor during braking
- ❑ standstill threshold adjustable, individual adaptable to different motor types

Typical Applications:

- saws
- conveyors
- woodworking machines
- grinding machines
- others



Type designation	VB 230-6L	VB 230-25L	VB 230-30L	VB 400-6L	VB 400-25L	VB 400-30L
rated device current	6A	25A	30A	6A	25A	30A
mains voltage according to DIN EN 50160 (IEC 38)	220/240V ±10% 50/60Hz			380/415V ±10% 50/60Hz		
order number case version (L)	2B000.23006	2B000.23025	2B000.23030	2B000.40006	2B000.40025	2B000.40030
order number printed circuit-board version (LP)	2B100.23006	2B100.23025	2B100.23030	2B100.40006	2B100.40025	2B100.40030

Technical data	VB 230-6L	VB 230-25L	VB 230-30L	VB 400-6L	VB 400-25L	VB 400-30L
mains voltage acc. to DIN EN 50160 (IEC 38)	220/240V ±10% 50/60Hz			380/415V ±10% 50/60Hz		
power draw of electronics	3 VA					
recommended for rated motor current up to	0,3 ... 3A	2 ... 12,5A	2 ... 15A	0,3 ... 3A	2 ... 12,5A	2 ... 15A
rated device current	6A	25A	30A	6A	25A	30A
max. braking frequency at braking time of 5s	1/8s	1/60s	1/90s	1/8s	1/60s	1/90s
I ² t-value of power semiconductors in A ² s	310	1250	1350	310	1250	1350
braking voltage	0 ... 110VDC			0 ... 220VDC		
max. braking time	125					
contact rating (control relay)	3A/250VAC; 3A/30VDC					
delay time for reduction of residual e.m.f.	self-optimizing in the range between 0,2 ... 2s					
max. cross-sectional area for connection	2x 2,5mm ² per terminal					
ambient /storage temperature	0°C ... 45°C / -25°C ... 75°C					
weight / kg	0,6					

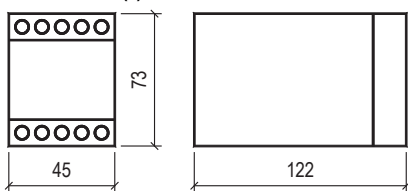
Note:

Please pay attention and consider for the operation of IE3 motors while dimensioning of softstarters and dc brakes the resulting higher starting and braking currents.

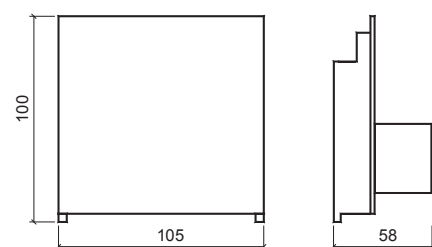
For the use of IE3 motors we highly recommend to dimension and design the needed softstarters and braking devices one size higher.

Dimensions:

case version (L)

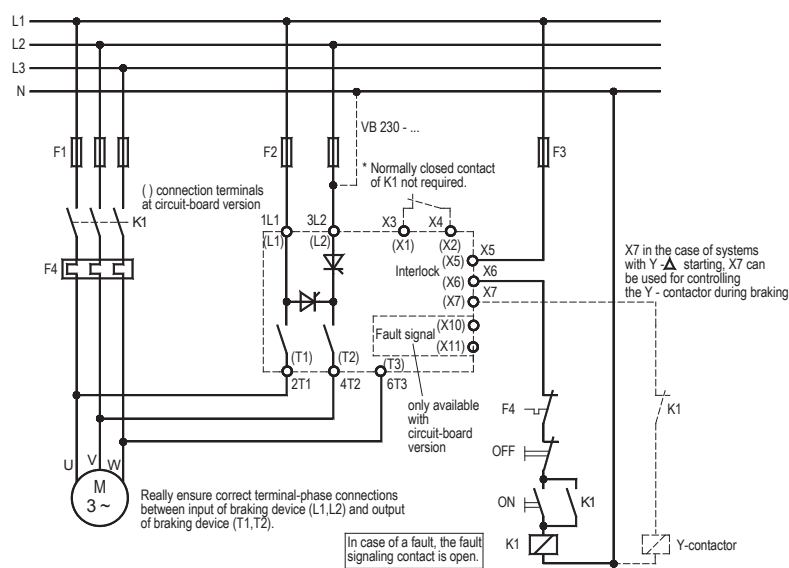


printed circuit-board version (LP)



Alle dimensions in mm

Connection Diagram:



Functional description:
 * Connection of X3, X4 will be needed if double security for the start of braking is required.