

AHD-DAC

Door Access Control



- **Door access control unit with flexible integration into the ship's Böning system**
- **Monitoring of all relevant door contacts**
- **Logging of all important events**
- **Programmable user access cards**

AHD-DAC monitors all relevant contacts of the ship's doors.

At each monitored door one Door Control Unit AHD-DAC and one card reader AHD-DAR must be installed.

AHD-DAC monitors the door contacts and unlocks the doors for a predefined time or permanently if the user presents a proximity card or a keyfob with appropriate rights at the card reader AHD-DAR. In the case of emergencies the doors can be unlocked with an optional override button.

The rights of the individual user cards to unlock a door can be easily set with special master cards.

Up to 250 cards can be used per door.

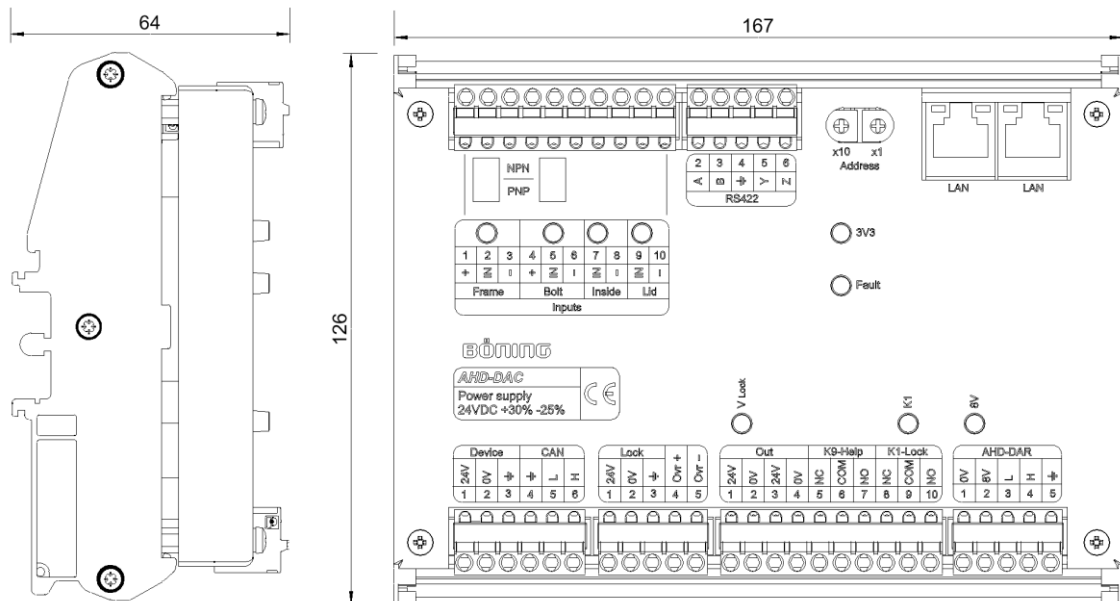
A project specific ship's code ensures that the cards can only be used on one ship.

AHD-DAC can be integrated into the ship's Böning system to show the doors' status on displays. With an appropriate system configuration it is possible to unlock doors on the display. Unauthorized attempts to unlock a door and doors that are opened too long may be signaled as alarms.

If an AHD-DPU 9 is installed in the system all openings of doors and alarms will be logged and the logged data can be displayed on, for example, an AHD 1219 G panel PC.

AHD-DAC can be used with two separate power supplies or with one power supply for both. If two power supplies are used, the doors can be centrally unlocked while monitoring still continues.

Dimensions of AHD-DAR



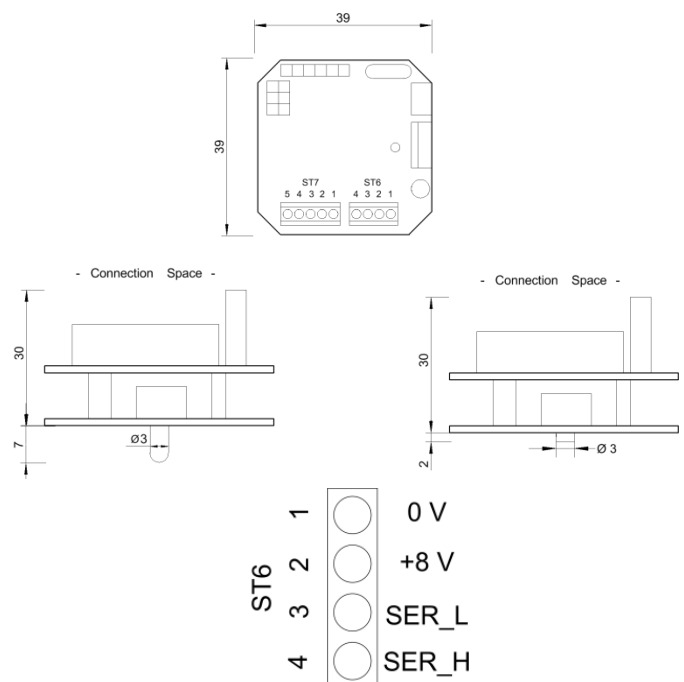
Technical Data AHD-DAC

Dimensions (mm)	167 x 126 x 64
Weight	ca. 0.4 kg
Power supply	24 V DC (+30% / -25%) for AHD-DAC 12...24 V DC for the door
Current consumption	Ca. 0.150 A (24 V DC) (device electronics)
Ambient temperature	-30°C...~+70°C
Storage temperature	-50°C...~+85°C
Protection class	IP 20
Interfaces	1 x CAN (on terminal strip) 4 x door contacts (frame, bolt, inner door handle, lid. For open collector contacts NPN/PNP switchable) 1 x unlocking and override for emergency opening 1 x connection to AHD-DAR with power supply (8 V DC) and data transfer 2 x LAN for future use 1 x RS422 for future use
Relay	1 x for unlocking doors Maximum load 30V/2A (60W) 1 x auxiliary relay for unlocking potential-free controlled doors Maximum load 30V/2A (60W)

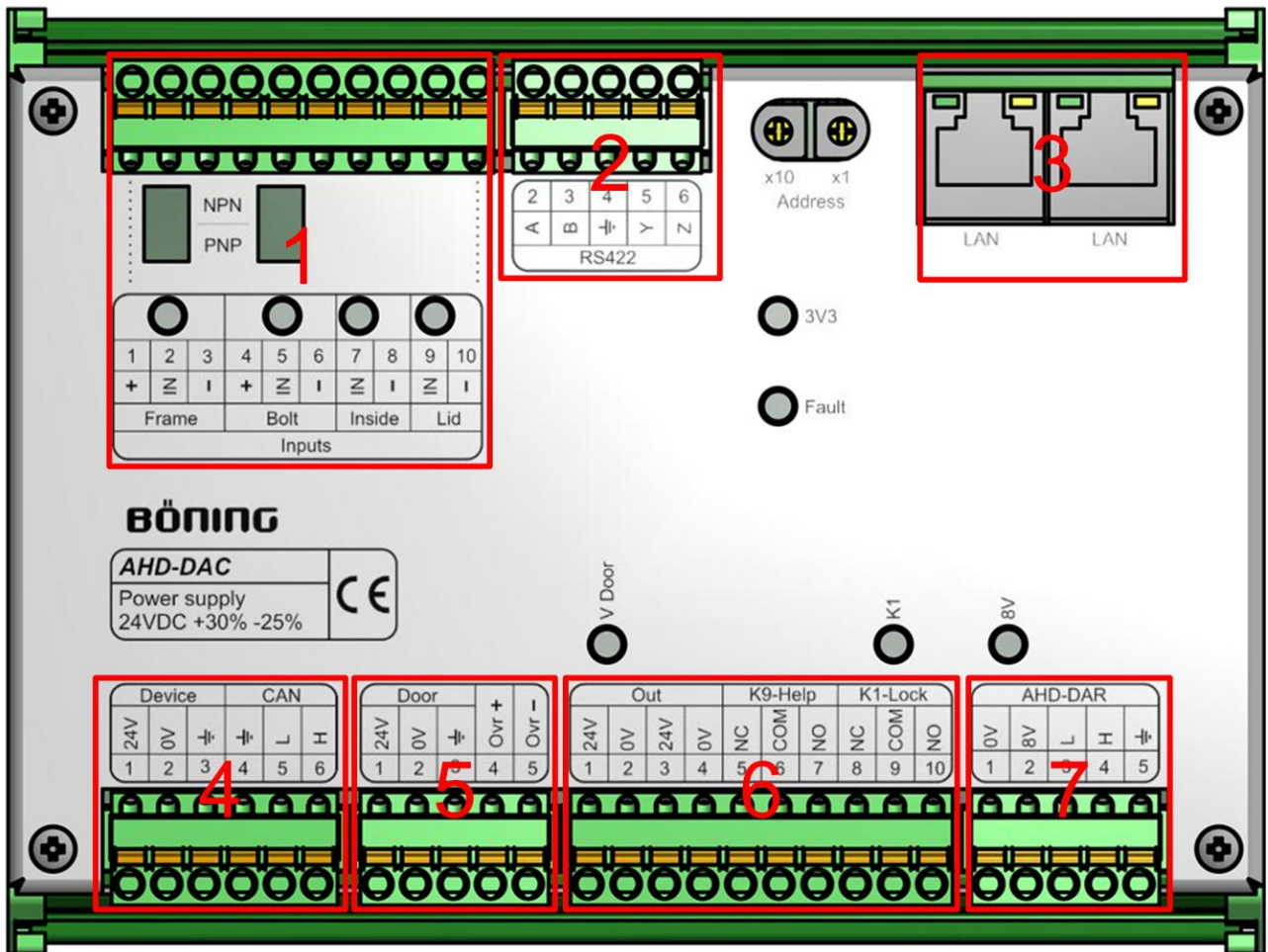
Technical Data AHD-DAR

Dimensions (mm)	Min. 39 x 39 x 27 with SMD LED Min. 39 x 39 x 32 with other LED For installation in a flush mount box Housing to be provided by the customer
Weight	Appr. 0.05 kg without housing
Power supply	8 V DC
Operating frequency	13.56 MHz
Reading distance	Max. 80 mm
Connection	Paired cables with four wires, e.g. CAT6 cable with a maximum length of 30 m

Dimensions and Connections of AHD-DAR



Connections of AHD-DAC



- 1) Door contacts, switches for the selection of NPN or PNP for open collector contacts
- 2) RS422: for future use
- 3) LAN: for future use
- 4) Main power supply of AHD-DAC's device electronics, CAN connection
- 5) Input for the separate power supply of the door, override input for the emergency unlocking of the door
- 6) Power output for door control, auxiliary relay for potential free controlled door, relay for voltage controlled door
- 7) Power supply and data connection for one card reader AHD-DAR (more on request)

Application Example With Integration Into the Böning System via AHD-DPU 9

