

Series EE

Molded style

1/1

EBG Resistor's EE series conform dimensionally to the RN series of MIL-R-10509 and the RNR series of MIL-R-55182. All of EBG's Metal Film Resistor series offer performances that exceed the requirements of both of these specifications. EE series can be used for automatic insertion and/or encapsulation.



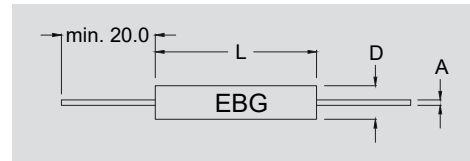
Technical Specifications

Resistance value	10 Ω ≤ 10 MΩ (other values on special request)
Resistance tolerance	±0.02 % to ±1 %
Temperature coefficient	±5 ppm/°C to ±50 ppm/°C TCR referenced to 25°C, ΔR taken at +25°C and +85°C (other TCR on special request)
Special feature	elements are produced and tested in accordance with MIL-R-150509, MIL-R-55182, MIL-STD-202 series UAR (ask for details)

Model no.	Wattage 70°C	Max. continuous oper. Volt.	Resistance values		Dimensions in millimeters (inches)		
			Min.	Max.	L	D	A
EE 1/20	0.125	200	10 Ω	2 MΩ	4.30 ± .30 (.169 ± .01)	1.90 ± .30 (.075 ± .01)	.40 ± .05 (.016 ± .002)
EE 1/10	0.250	200	10 Ω	10 MΩ	6.80 ± .30 (.268 ± .01)	2.50 ± .30 (.169 ± .01)	.60 ± .05 (.024 ± .002)
EE 1/8	0.500	250	10 Ω	10 MΩ	10.20 ± .30 (.402 ± .01)	3.80 ± .30 (.149 ± .01)	.60 ± .05 (.024 ± .002)
EE 1/4	0.750	300	10 Ω	10 MΩ	15.10 ± .30 (.594 ± .01)	5.20 ± .30 (.205 ± .01)	.60 ± .05 (.024 ± .002)
EE 1/2	1.000	350	10 Ω	10 MΩ	18.40 ± .30 (.724 ± .01)	6.50 ± .30 (.256 ± .01)	.80 ± .05 (.031 ± .002)

Type MIL-R-10509	EE 1/20 RN55	EE 1/10 RN55	EE 1/8 RN60	EE 1/4 RN65	EE 1/2 RN70
Power rating (W at 125°C)	.05	.10	.125	.25	.50
Max. working voltage (V)	200	200	250	300	350

On special request, EBG Resistor will conduct a "burn-in" of these elements for ultimate stability. Please refer to the UAR (Ultra Accurate Resistor) series and ask for a detailed datasheet!

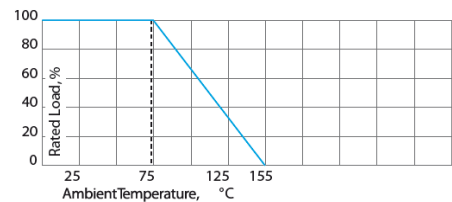


How to make an order

Model no._Ohmic value_Tolerance_TC

For example:

EE 1/2 10M 0.1% 5ppm or NE 1/8 10R 1% 5%



Series NE

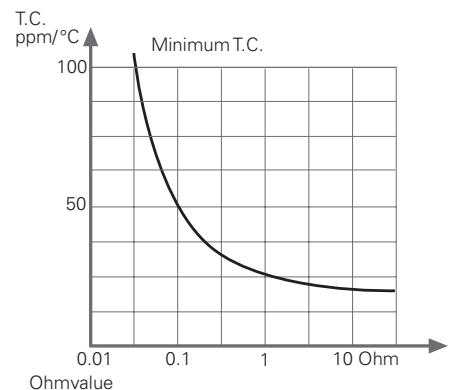
Molded style

EBG Resistor's NE series features extremely low ranges. As a result of a special proprietary filming method, a nickel film is employed with controlled amounts of other metals, which results in fractural resistance value availability, but with low temperature coefficient of resistance and high stability.

Technical Specifications

Resistance value	0.05 Ω ≤ 10 Ω (other values on special request)
Resistance tolerance	±0.05 % to ±5 %
Temperature coefficient	according to drawing
Operating temperature	-55°C to +155°C
Insulation resistance	104 MΩ at 500 V DC
Noise	less than 0.05 μV/V

Model no.	Wattage	Resistance values		Dimensions in millimeters (inches)		
		Min.	Max.	L	D	A
NE 1/10	0.25	0.05 Ω	10 Ω	6.80 ± .30 (.268 ± .01)	2.50 ± .30 (0.98 ± .01)	.60 ± .05 (.024 ± .002)
NE 1/8	0.50	0.05 Ω	10 Ω	10.20 ± .30 (.402 ± .01)	3.80 ± .30 (.149 ± .01)	.60 ± .05 (.024 ± .002)
NE 1/4	1.00	0.05 Ω	10 Ω	15.10 ± .30 (.594 ± .01)	5.20 ± .30 (.205 ± .01)	.60 ± .05 (.024 ± .002)
NE 1/2	1.50	0.05 Ω	10 Ω	18.40 ± .30 (.724 ± .01)	6.50 ± .30 (.256 ± .01)	.80 ± .05 (.031 ± .002)



The above spec. sheet features our standard products. For further options please contact our local EBG representative or contact us directly.