CARATTERISTICHE - SPECIFICATIONS

Dimensioni - Dimensions: vedi disegni - see drawings
Albero - Shaft: acciaio inox - stainless steel
Carico sull'albero - Shaft loading: assiale - axial: 200 N; radiale - radial 200 N
Numero giri - Shaft rotational speed:12.000 RPM per brevi periodi - to short cycle time; 6.000 RPM continui - continuous;
2000 giri/min con asse stagno - with protection shaft
Coppia di partenza a 25° C - starting torque at 25°C: 0,025 Nm; 0,040 Nm con asse stagno - with proof shaft
Momento d'inerzia - Moment of inertia: 40 g cm2
Vita dei cuscinetti - Bearings life: 5 x 109 giri (minimo) - rev. min. Peso - Weight: ~ 0,56 kg
Frequenza in uscita - output frequency: da 0 a 100 kHz - from 0 to 100 kHz
Assorbimento in corrente - Supply current without load: 150 mA max.
Corpo - Flange: in alluminio anticorodal - aluminium non corroding
Custodia - Housing: Alluminio verniciato con trattamento termico a 180° C;Aluminium painted with inhibithing treatment 180° C
Temperatura di lavoro - Operating temperature range: -10°C ÷ +70°C
Temperatura di stoccaggio - Storage temperature range: -30°C ÷ +85°C
Umidità relativa - Relative humidity : 98% RH senza condensazione - RH without condensing
Vibrazioni - Vibrations: 10 g (da 10 a 2.000 Hz) - (From 10 up to 2.000 Hz)
Schock - Schock: 20 g (per 11 ms) - (for 11 ms)
Grado di protezione: IP 64 - Class protection: IP 64

CODICE DI ORDINAZIONE - ORDERING CODE

MINICOD-T – 5 B 500 R0 F10 5 4 –

Modello
Type
MINICOD-T

Montaggio/Assembly
-
vedi pagina montaggio
see assembly page

Alimentazione /Supply
5

5 = 5Vdc +/-5%
5/30 = da 5Vdc a 30Vdc
5/30 =from 5Vdc to 30Vdc
11/30 = da 11Vdc a 30Vdc
11/30 = from 11Vdc to 30Vdc

Albero/ Shaft
4
1 = 6 x 20
1 = 6 x 10 solo per/only for UHA
2 = 8 x 20
3 = 9,52 x 22
4 = 10 x 20
7 = 11 x 20
8 = 11 x 32,5
9 = 11 x 32,5
diametro x lunghezza
diameter x lenght
9 = NUT con chiavetta / with

Opzioni / Option
-
1 = IP65
2 = IP66
3 = cavo/cable > 1m
7 = connessione custom
7 = custom connection
8 = Fmax 300Khz
9 = a richiesta / on request

B

bidirezionale
bidirectional

Risoluzione/
Resolution
500

da 1 a 10000
from 1 to 10000

R0
Impulso zero
zero index

Connessioni Elettriche/
Electrical connection
F10

vedi pagina connessioni elettriche
see electrical connection page

Circuito di uscita/Output circuit
5
1 = Push Pull (alimentazione/supply 5/30)
2 = NPN Open Collector (alimentazione/supply 5/30)
3 = NPN (alimentazione/supply 5/30)
4 = PNP (alimentazione/supply 5/30)
5 = LineDriver 5Vdc (alimentazione/supply 11..30 or 5)
6 = LineDriver 12Vdc (alimentazione /supply 11…30)
7 = LineDriver 11…30Vdc (alimentazione /supply 11…30)

MONTAGGIO - ASSEMBLY

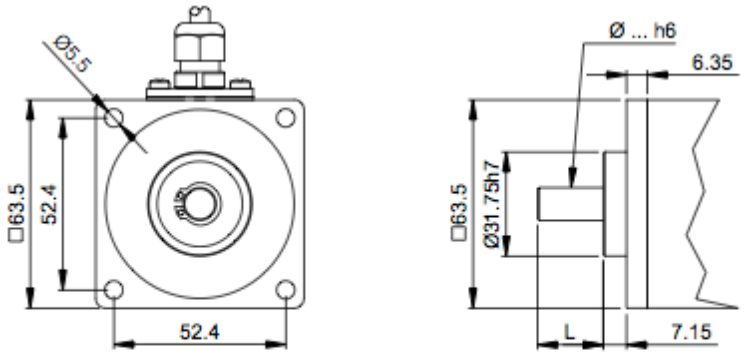

Albero Ø6, 8, 10 ; L = 20 mm
Albero Ø9,52 ; L = 22 mm
Albero Ø11 cod. 11R ; L = 20 mm

-

FLANGIA QUADRA - SQUARE FLANGE

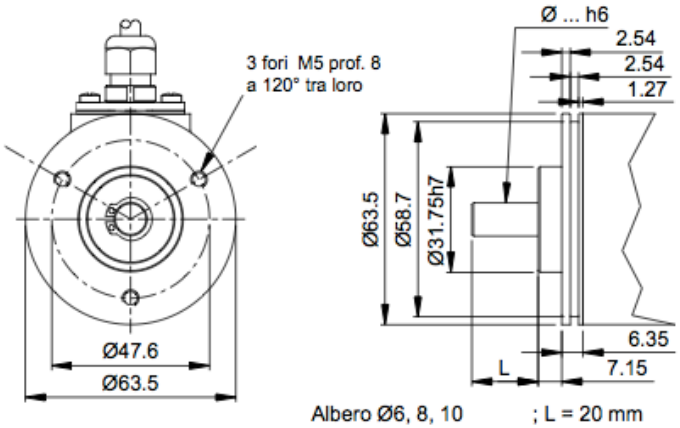

Albero Ø6, 8, 10 ; L = 20 mm
Albero Ø9,52 ; L = 22 mm
Albero Ø11 cod. 11R ; L = 20 mm

S

SERVO GRAFFE/ SERVO CLIP

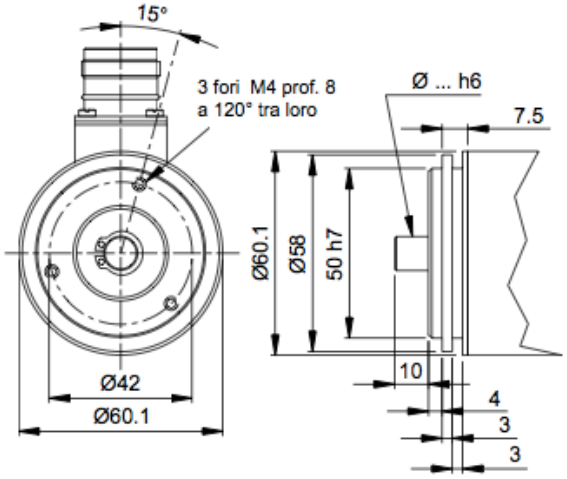

UHA

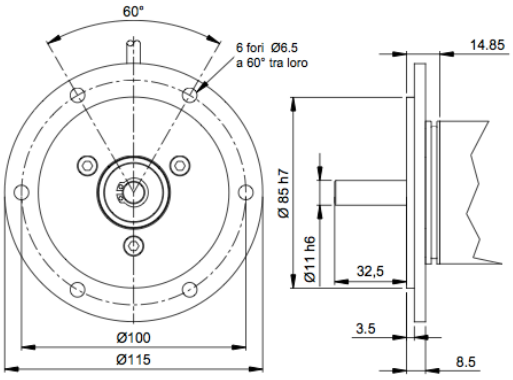

R

REO 444

CONNESSIONI ELETTRICHE - ELECTRICAL CONNECTIONS

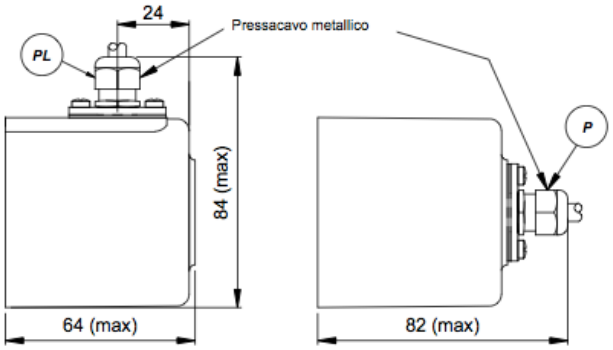

C = cavo assiale 1m
C =caxial cable 1m
CF = cavo radiale 1m
CF = radial cable 1m

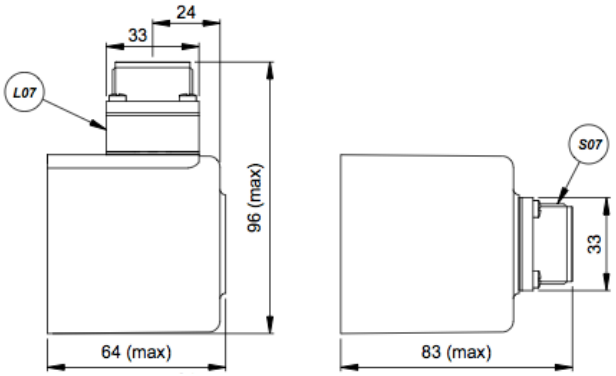

N = connettore 7 poli militare assiale
N = 7 pole militar axial connector
F = connettore 7 poli militare radiale
F = 7 pole militar radial connector

a richiesta / on request
NL = come N ma con controconnettore a 90°
NL = like N but with 90° female connector
FL = come F ma con controconnettore a 90°
FL = like F but with 90° female connector

encoder fornito completo di controconnettore femmina assiale
encoder supplied with a female solder connector included axial

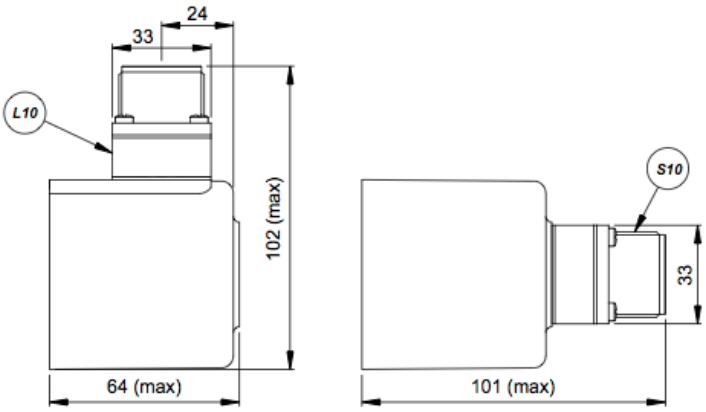

N10 = connettore 10 poli militare assiale
N10 = 10 pole militar axial connector
F10 = connettore 10 poli militare radiale
F10 = 10 pole militar radial connector

a richiesta / on request
NL10 = come N10 ma con controconnettore a 90°
NL10 = like N10 but with 90° female connector
FL10 = come F10 ma con controconnettore a 90°
FL10 = like F10 but with 90° female connector

encoder fornito completo di controconnettore femmina assiale
encoder supplied with a female solder connector included axial

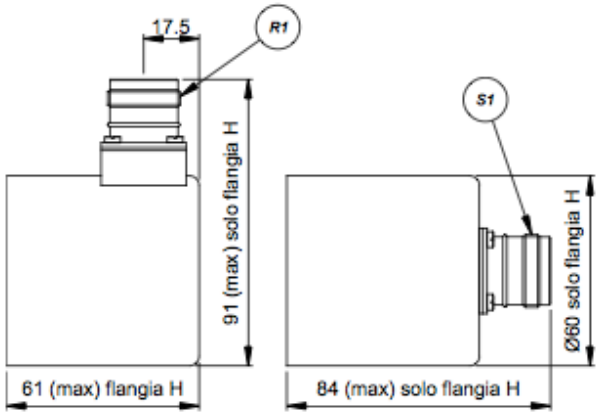

N12 = connettore 12 poli M23 assiale
N12 = 12 pole M23 axial connector
F12 = connettore 12 poli M23 radiale
F12 = 12 pole M23 radial connector
encoder fornito completo di controconnettore femmina assiale
encoder supplied with a female solder connector included axial