

# Camloc

*Motion Control*

## Cam-Shoc Dampers

### Hydraulic Damping Solutions

Cam-Shoc dampers are self-contained, maintenance-free, hydraulic damping units. They are designed and engineered to absorb, meter and control kinetic energy.

The Cam-Shoc range provides damping solutions suitable for arresting and controlling a wide variety of applications - from a few kilos in weight, such as lids, cabinets and ladder racks on vehicles, through to much heavier weights, such as armoured doors and specialist blast mitigation solutions for use on military vehicles, and other highly demanding applications.

Dampers are specifically-designed to influence the characteristics of movement by providing the controlled arrest of a weight or lid across a variety of industrial applications. Typical motion control uses for dampers include; velocity control, deceleration control and momentum change.

Together, we will select the most appropriate damper for your application with the option of custom-designed units to achieve specific damping and mounting requirements.

### Benefits






- **Custom-design, sized to your application**
- **Self-contained unit and maintenance-free**
- **Compact design with high durability and reliability**
- **Operating temperature range from -40°C to +100°C**
- **Available in carbon steel and stainless steel**
- **BS EN ISO 9001 Registered Company**





## An extensive range of dampers specifically engineered for your application

Like gas springs, dampers are commonly referred to by their size. Typically, the most common size for dampers is 8-18, although other sizes are available. The sizes directly relate to the diameter of the rod and the tube, for example an 8-18 will have a rod diameter of 8mm and a tube diameter of 18mm.

Damper Type	Diameter Size Range (Rod-Tube)	Range of Stroke Lengths (in 5mm increments)	Extension Force	Mounting Orientation	Characteristics & Additional Information
Standard Oil-Filled Damper	8-18	40 - 300			For use in extension, compression or combined Not all of the stroke is damped (idle stroke) Can be positioned rod down only Application example: Lids, cabinets, storage shelves
	8-23				
	10-28	40 - 500			
	14-28				
Oil-Filled with Separator Piston	8-18	40 - 300			For use in extension only Idle stroke is eliminated Can be positioned in any orientation Application example: Ladder racks
	8-23				
	10-28	40 - 500			
	14-28				
Through Damper	8-18	40 - 500			Only available in Stainless Steel Excellent in both compression and extension Does not self-extend Can be positioned in any orientation Application example: Seating & door damping
	8-23				
	14-28	40 - 300			
Gassed (Emulsion) Damper	6-15	40 - 200	•		Self-extending damper / slow gas spring Idle stroke is reduced Can be positioned rod down only Application example: Any application where the damper may need to reset itself for the next cycle, or where slow movement and control is required
	8-18	40 - 300	•		
	8-23		•		
	14-28	40 - 400	•		
	10-28		•		
	14-28	40 - 500	•		
Gassed with Separator Piston	8-18	40 - 300	•		Self-extending No idle stroke Can be positioned in any orientation Application example: Automatic door or gate-closer
	8-23		•		
	10-28	40 - 500	•		
	14-28		•		

See our End Fittings leaflet for the range of damper compatible metal end fittings.  
If you have any questions about specifying dampers, gas springs or end fittings, please call +44 (0)116 274 3600.

**Camloc Motion Control Limited**  
15 New Star Road, Leicester, LE4 9JD  
Tel: +44 (0)116 274 3600 Fax: +44 (0)116 274 3620  
Email: info@camloc.com Web: www.camloc.com



Vari-Lift, Swift & Sure, Stop & Stay and Econoloc are trade names of Camloc Motion Control Ltd.