



KINGSTON

Manufacturing reliable industrial valves for industry since 1908.

KSV

Soft Seat
SAFETY VALVES

KSV Soft Seat Safety Valves

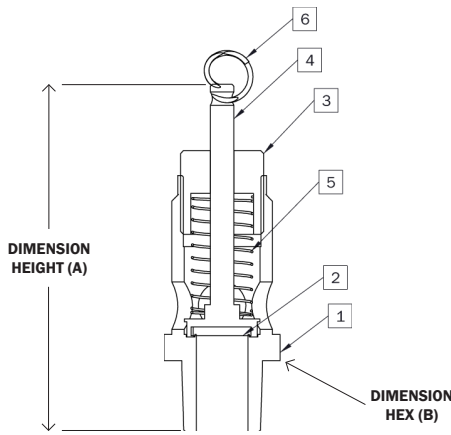
ASME Section VIII, Division I / National Board Certified
High Capacity Flow Rates

- Designed to API 527 Seat Tightness Standard
- 1/8" NPT up to 1 1/4" NPT (BSPP and BSPT on request)
- Brass available, Stainless Steel coming soon
- Silicone disc standard (others consult factory)



Model	Inlet Size	Orifice Area	NB Rated Slope	Dimensions (inches)		Shipping Weight
				Height (A)	Hex (B)	
KSV10H	1/8" NPT	0.031 in ²	0.467 SCFM/PSIA	1.56"	0.562"	1.0 oz.
	1/4" NPT			1.56"	0.562"	1.1 oz.
KSV25	1/8" NPT	0.049 in ²	0.726 SCFM/PSIA	1.89"	0.687"	1.4 oz.
	1/4" NPT			2.01"	0.687"	1.8 oz.
	3/8" NPT			2.01"	0.687"	1.8 oz.
KSV30	1/2" NPT	0.145 in ²	1.90 SCFM/PSIA	2.71"	0.875"	0.27 lbs
KSV35	1/2" NPT	0.233 in ²	3.40 SCFM/PSIA	3.66"	1.060"	0.61 lbs
	3/4" NPT			3.66"	1.060"	0.61 lbs
KSV40	1" NPT	0.478 in ²	7.07 SCFM/PSIA	4.66"	1.625"	1.5 lbs
	1 1/4" NPT			4.66"	1.625"	1.5 lbs

Kingston KSV Soft Seat Safety Valves

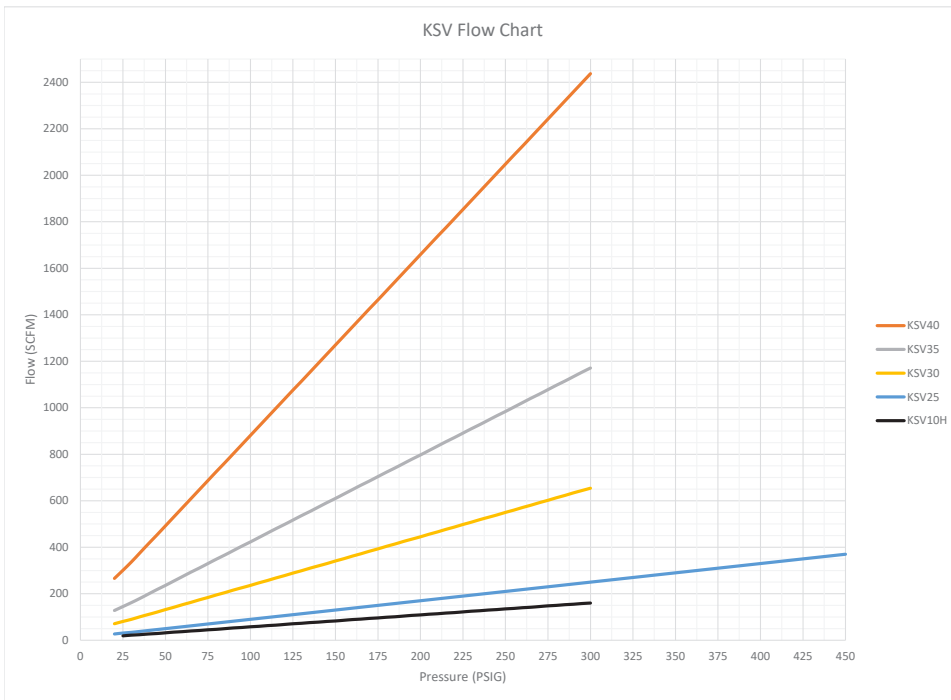


No.	Part Name	Materials
1	Body	Brass
2	Disc	Silicone
3	Adjusting Screw	Brass
4	Stem	Brass
5	Compression Spring	SST or M.W.
6	Pull Ring	Stainless Steel

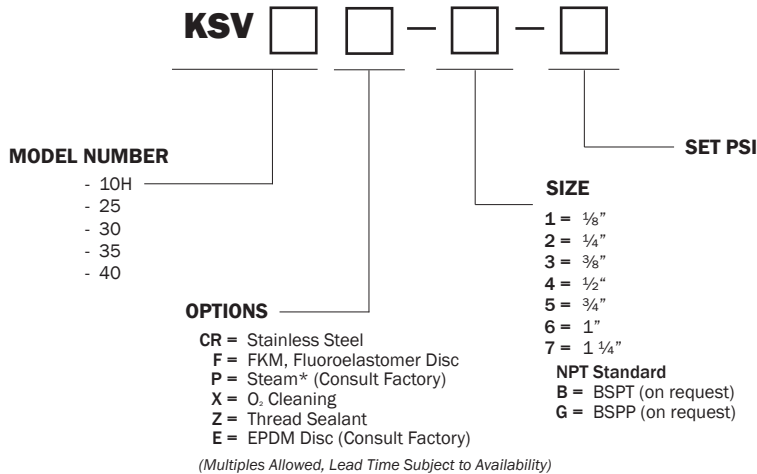
SET PRESSURE & FLOW (SCFM)

Set P	KSV10H	KSV25	KSV30	KSV35	KSV40
20		27	71	128	266
25	19	31	81	145	301
30	22	34	90	162	337
35	24	38	101	180	376
40	27	42	111	199	415
45	29	46	121	218	453
50	32	50	132	236	492
55	35	54	142	255	531
60	37	58	153	274	570
65	40	62	163	293	609
70	42	66	174	311	648
75	45	70	184	330	687
80	47	74	195	349	726
85	50	78	205	367	764
90	53	82	216	386	803
95	55	86	226	405	842
100	58	90	236	423	881
105	60	94	247	442	920
110	63	98	257	461	959
115	65	102	268	480	998
120	68	106	278	498	1037
125	71	110	289	517	1076
130	73	114	299	536	1114
135	76	118	310	554	1153
140	78	122	320	573	1192
145	81	126	330	592	1231
150	83	130	341	610	1270
155	86	134	351	629	1309
160	89	138	362	648	1348
165	91	142	372	667	1387
170	94	146	383	685	1426
175	96	150	393	704	1464
180	99	154	404	723	1503
185	101	158	414	741	1542
190	104	162	425	760	1581
195	107	166	435	779	1620
200	109	170	445	797	1659
205	112	174	456	816	1698
210	114	178	466	835	1737
215	117	182	477	854	1775
220	119	186	487	872	1814
225	122	190	498	891	1853
230	125	194	508	910	1892
235	127	198	519	928	1931
240	130	202	529	947	1970
245	132	206	539	966	2009
250	135	210	550	984	2048
255	137	214	560	1003	2087
260	140	218	571	1022	2125
265	142	222	581	1041	2164
270	145	226	592	1059	2203
275	148	230	602	1078	2242
280	150	234	613	1097	2281
285	153	238	623	1115	2320
290	155	242	634	1134	2359
295	158	246	644	1153	2398
300	160	250	654	1171	2437

Flow Capacity Information



Ordering Information



*For Higher KSV25 Pressure Settings, Contact Kingston.