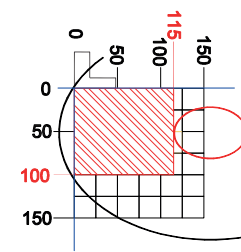
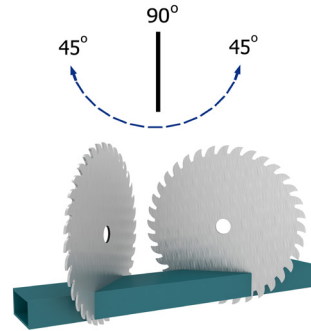
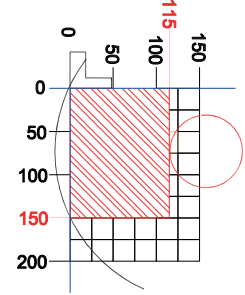


KD 350 M

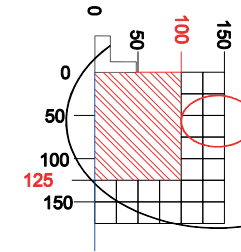
MITER SAW MACHINE
DERECELİ KESME MAKİNESİ



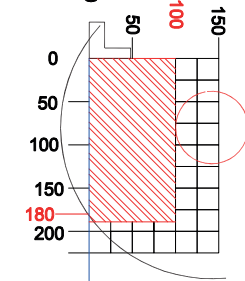
45° : 100 x 115 mm




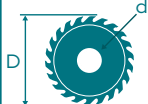




90° : 150 x 115 mm



45° : 125 x 100 mm



90° : 180 x 100 mm

						
			Bar	Air Cons.		
2.2 kW 400V AC 3P PE 50-60 Hz.	D: Ø350 mm d: Ø30/32 mm	2.900 RPM	-	-	82x76x78.5	71 86

GENERAL FEATURES

- Location points at 45° - 30° - 22.5° - 15° - 0° both left and right
- Pivoting range from 45° left to 45° right infinitely adjustable
- Robust mechanical construction enables the ease of adjustment for the requested cutting angles
- Strong spring system and protective shield

STANDARD ACCESSORIES

- Ø350 mm saw blade
- 2x manual horizontal clamps

OPTIONAL ACCESSORIES

- Machine stand
- MKN 300 roller conveyor (3m)
- Spare saw blade, Ø350 mm

GENEL ÖZELLİKLER

- 45°- 30°- 22.5° - 15°- 0° açılarda sağ ve sol yönde susta ile kesim
- 45° sol - 45° sağ ara derecelerde hassas kesim
- İstenilen açılara kolay ayarlanabilir mekanik altyapı
- Sağlam yay sistemi ve koruyucu siper

STANDART AKSESUARLAR

- Ø350 mm testere
- 2x manuel yatay mengene

OPSİYONEL AKSESUARLAR

- Makine sehpası
- MKN 300 konveyör (3m)
- Yedek Ø350 mm testere

