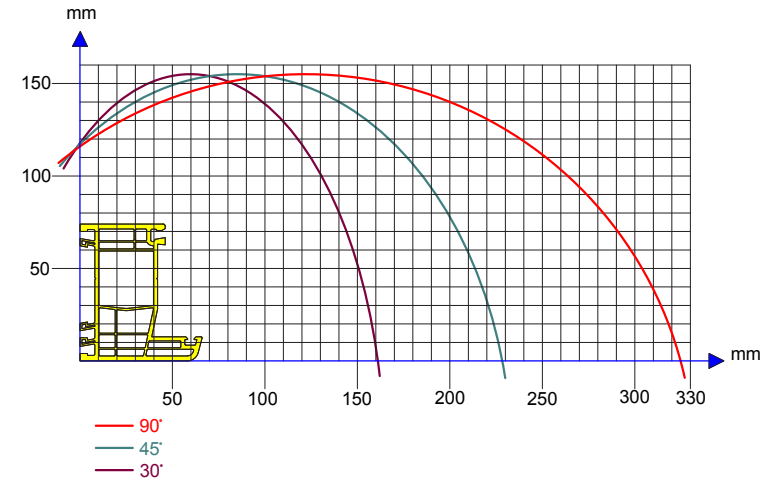
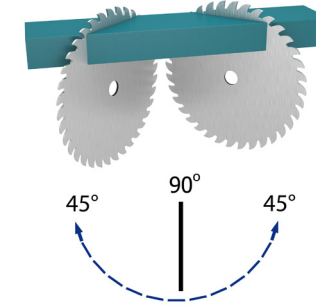

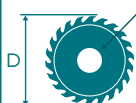






# MK 420 - MK 420 PS MK 450



MANUAL UP-CUTTING SAW MACHINE  
MANUEL ALTTAN ÇIKMA KESME MAKİNESİ



							
					Bar	Air Cons.	
<b>MK 420</b>	2.2 kW 230V AC P PE 50-60 Hz.	D: Ø420 mm d: Ø30/32 mm	2.900 RPM	725x86.5x135	-	7 L/min.	113
							142
<b>MK 420 PS</b>	2.2 kW 400V AC 3P PE 50-60 Hz,	D: Ø420 mm d: Ø30/32 mm	2.900 RPM	725x86.5x135	6-8	7 L/min.	131
							159
<b>MK 450</b>	2.2 kW 15 A 230V AC 1P PE 50-60 Hz,	D: Ø450 mm d: Ø30/32 mm	2.900 RPM	725x86.5x135	6-8	7 L/min.	120
							143

## GENERAL FEATURES

- Manual upward saw stroke
- The back fence is adjustable to allow the most effective use of the saw blade capacity for wide and flat profiles
- Location points at 60°, 45°, 30°, 22.5°, 15°, 0° for both left and right
- Wide angle cutting range up to 60° to the right and 60° to the left
- Adjustable machine working direction by means of rotatable (360°) platform via. foot pedal
- Easy saw blade change
- It has the ability of lateral and longitudinal cutting operations

## STANDARD ACCESSORIES

- Equipped with saw blade Ø420 mm
- Back fence
- Profile length stop
- Machine with Ø450 mm of saw blade(MK 450)
- Spray saw blade lubrication system (MK 420 PS)
- 2x mechanic top clamps (MK 420)
- 2x pneumatic top clamps (MK 420 PS)
- Safety guard for lateral cutting operations(MK 420 PS)
- Safety guard for longitudinal cutting operations (MK 420 PS)

## OPTIONAL ACCESSORIES

- MKN 300 roller conveyor (3m)
- Connection kit for MKN and DKN length stops
- Spare saw blade, Ø420 mm
- Spare saw blade, Ø450 mm

## GENEL ÖZELLİKLER

- Manuel olarak yukarı hareket eden testere mekanizması
- Ayarlanabilir arka dayama ile geniş ve uzun profillerde testere kapasitesini optimum olarak kullanılır
- 60°, 45°, 30°, 22.5°, 15°, 0° açılarda sağ ve sol yönde susta ile kesim
- 60° sağ ve 60° sol tarafa dönebilen geniş açılı kesme kapasitesi
- Ayak pedalı ile 360° dönen özel kesim ünitesi ile makine çalışma yönü ayarlanabilir
- Kolay testere değiştirme
- Enine ve boyuna kesme (biçme) yapabilme imkanı

## STANDART AKSESUARLAR

- Ø420 mm testere
- Gönye dayama
- Profil dayama
- Ø450 mm testere makine (MK 450)
- Püskürtmeli soğutma sistemi (MK 420 PS)
- 2x mekanik dikey mengene (MK 420)
- 2x pnömatik dikey mengene (MK 420 PS)
- Enine kesme için güvenlik kapağı (MK 420 PS)
- Boyuna kesme (biçme) için güvenlik kapağı (MK 420 PS)

## OPSİYONEL AKSESUARLAR

- MKN 300 konveyör (3m)
- MKN ve DKN konveyörler için bağlantı kiti
- Yedek Ø420 mm testere
- Yedek Ø450 mm testere

