

SJT-supply manifold


SITEK-SUPPLY MANIFOLD (PATENTED)

Compressed air supply manifold for pneumatic devices.

The safe construction prevents hazardous blow out of ball valve inner parts when fittings are decoupled with pressure on.

Manifold frame is the same as the SMT-series, so it may, if necessary, install also solenoid valves, either directly in ball valve's stead, or using Sitek-multifunction manifold's shut-off stems.

Single or double sided.



TECHNICAL DATA

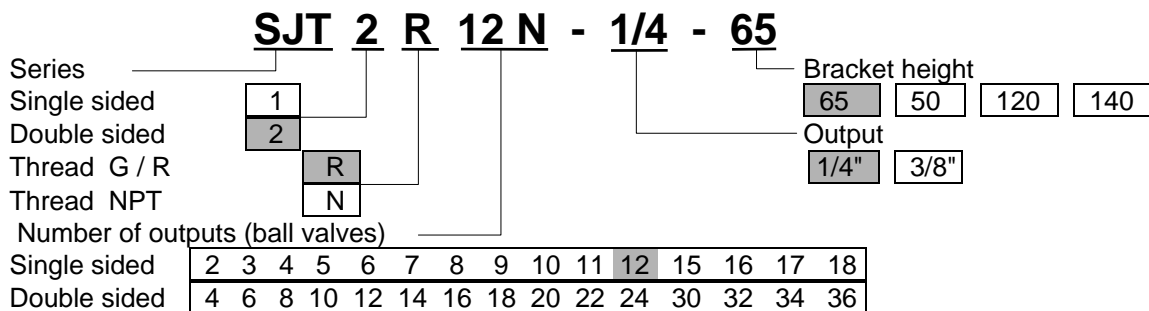
Suitable fluids	Dry or lubricated air
Input	1/2" R/G or NPT
Outputs	1/4", 3/8" R/G or NPT
Number of outputs	2, 3, 4, 5, 6, 7, 8, 9, 10, 11, 12, 14, 15, 16, 17, 18, 20, 22, 24, 30, 32, 34, 36
Temperature range	- 20 ... + 90 ° C
Operating pressure	Vacuum ... 10 bar (145 psi)
Materials	Anodised aluminium and nickel plated brass

Standard construction: Outputs (ball valves), brackets, double nipple and end cap. End thread is always 1/2".

Manifold with NPT-thread: the character R on types shall be replaced with N, bracket height is 50, 65, 120 or 140 mm.

15-, 16-, 30- and 32-outputs manifolds spacing 26,5 mm, all others spacing is 33 mm.

TYPECODE



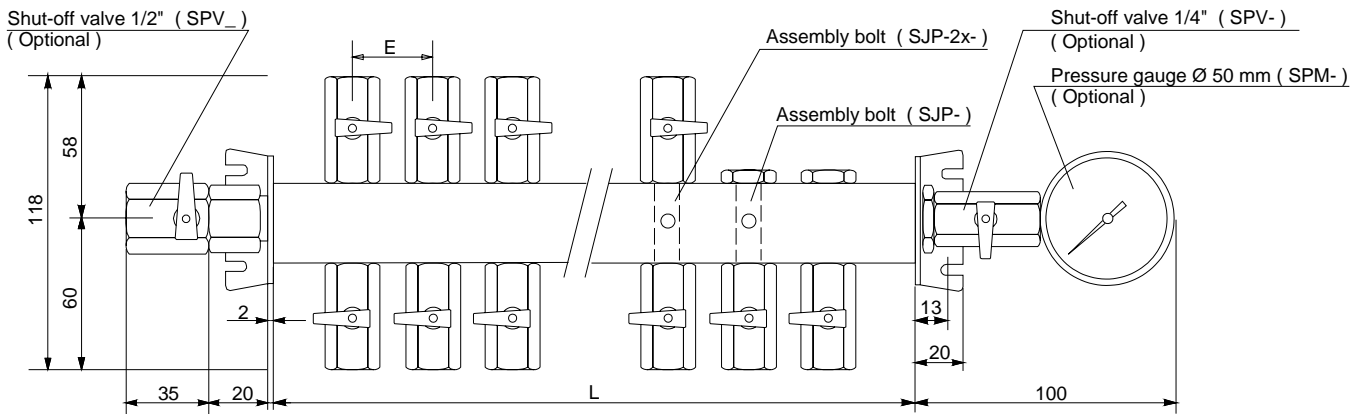
Example: Manifold **SJT**, **2**-sided, **R**-thread, **12** outputs/hand shut-off **N**, **1/4"** output, bracket height **65** mm



Sitek-Service Ltd.

Dimensions

Manifold 1/4", 3/8" (single and double sided)



DIMENSIONS																
Outputs single sided / pcs	2	3	4	5	6	7	8	9	10	11	12	15	16	17	18	
Outputs double sided / pcs	4	6	8	10	12	14	16	18	20	22	24	30	32	34	36	
Length L /mm	87	120	153	186	219	252	285	318	351	384	417	417	444	582	615	
Spacing E /mm						33							26,5		33	

Also other dimensions are possible

Brackets

